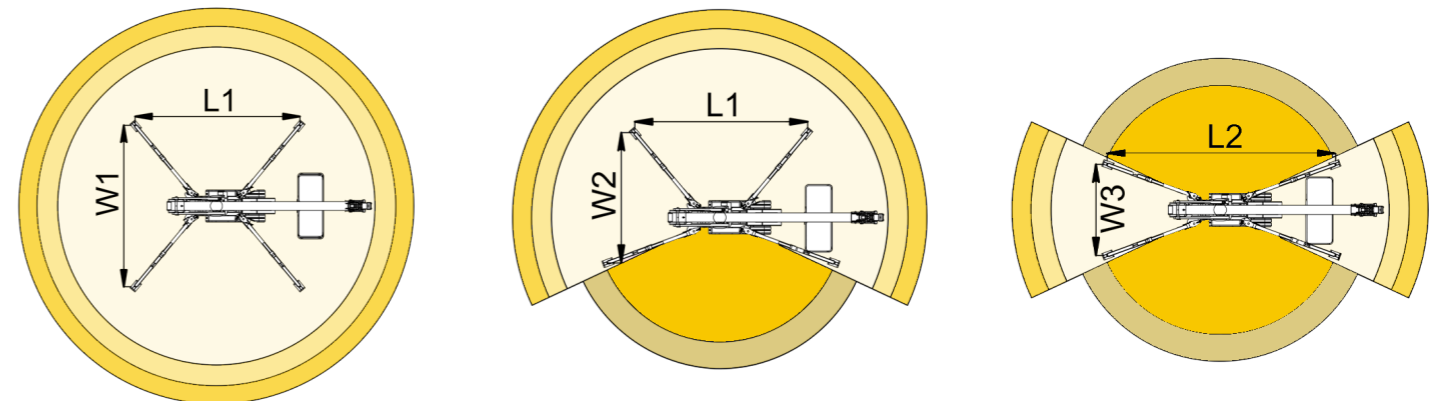
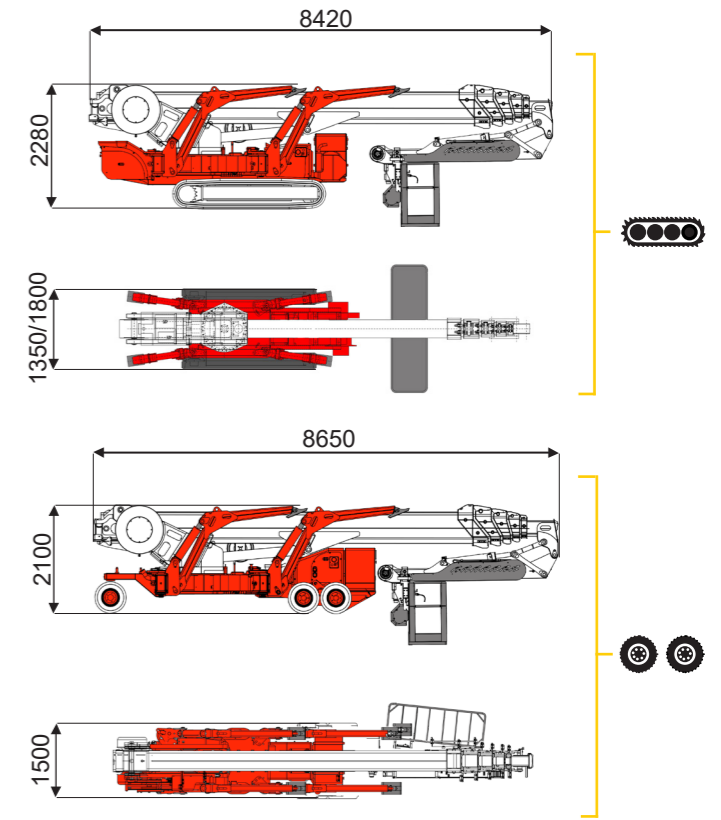
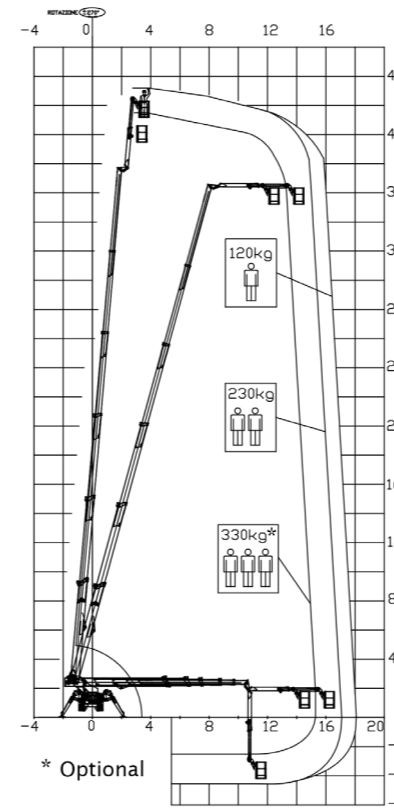




43 m ↑
18 m →
330 Kg* 👤👤👤



15,3 m	17 m	18 m	11,8 m	13,5 m	L1	L2	W1	W2	W3
330 kg*	230 kg	120 kg	330 kg*	120/230 kg	5945 mm	7095 mm	5230 mm	4435 mm	3640 mm

BI-ENERGY
Diesel+AC



	Icons	43 m	18 m	330 kg*	170°	660°	240x70 cm	90°+80°	3,64-5,23 m	23%	38%	2,5 km/h	10900 kg	75 kN	3,51 kN/m ²	5,39 kN/m ²
XTJ 43⁺/C	🚗															
XTJ 43⁺/R	🚗🚗															

Available version:

- BI-ENERGY (DIESEL+AC)
- ECO (DC+AC)
- HYBRID (DIESEL+DC)

Characteristics and technical data are informative only and subjected to change without notice.